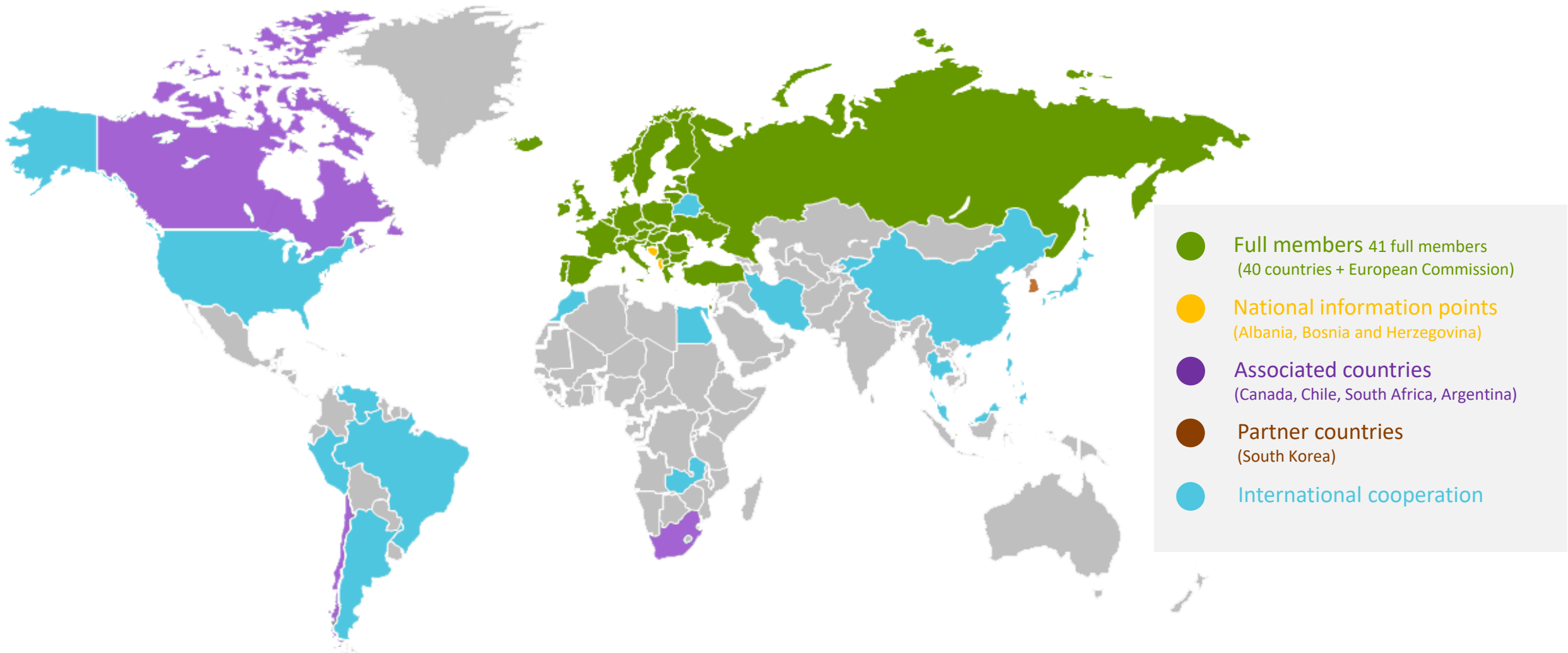


EUREKA Globalstars call for projects with Japan

- Established in 1985 to support cross border business-led R&D and Innovation
- Trusted framework facilitating bilateral and multilateral collaboration
- Involves 46 countries with the potential to expand and to work with other countries
- Supports globalisation of businesses with innovative ideas
- Has four main instruments – Network projects; Eurostars; Clusters; and, GlobalStars

- Well-established framework for international industrial R&D and innovation collaboration
- Simple and convenient processes to launch bilateral and multilateral calls for public funding agencies
- Preserves independency of national funding bodies (national rules, application procedures, evaluation, funding decisions) if needed, but common approaches possible if desired.
- Involves all types of businesses from start-ups to large corporates and universities and research organisations
- Enables funding organisations to work with a number of countries through the same framework
- Applicants only have to understand a single set of rules and a single route

The Global reach of the EUREKA Network





GlobalStars

GlobalStars projects



**EUREKA
GlobalStars**

enables collaborative projects between any country in the EUREKA Network and countries outside the EUREKA Network in any area



Innovative product, process or service with a civilian purpose



Participants from at least one EUREKA country and the GlobalStars country



Projects need to reflect market demand



Open Call; National evaluation procedures & funding

EUREKA GlobalStars Call with Japan requirements

Participating members

- Japan
- Canada
- Czech Republic
- France
- Germany
- Israel
- Spain
- UK

Scope

- The call for proposals will be an open call inviting projects from any sector area except nuclear and pharmaceuticals.

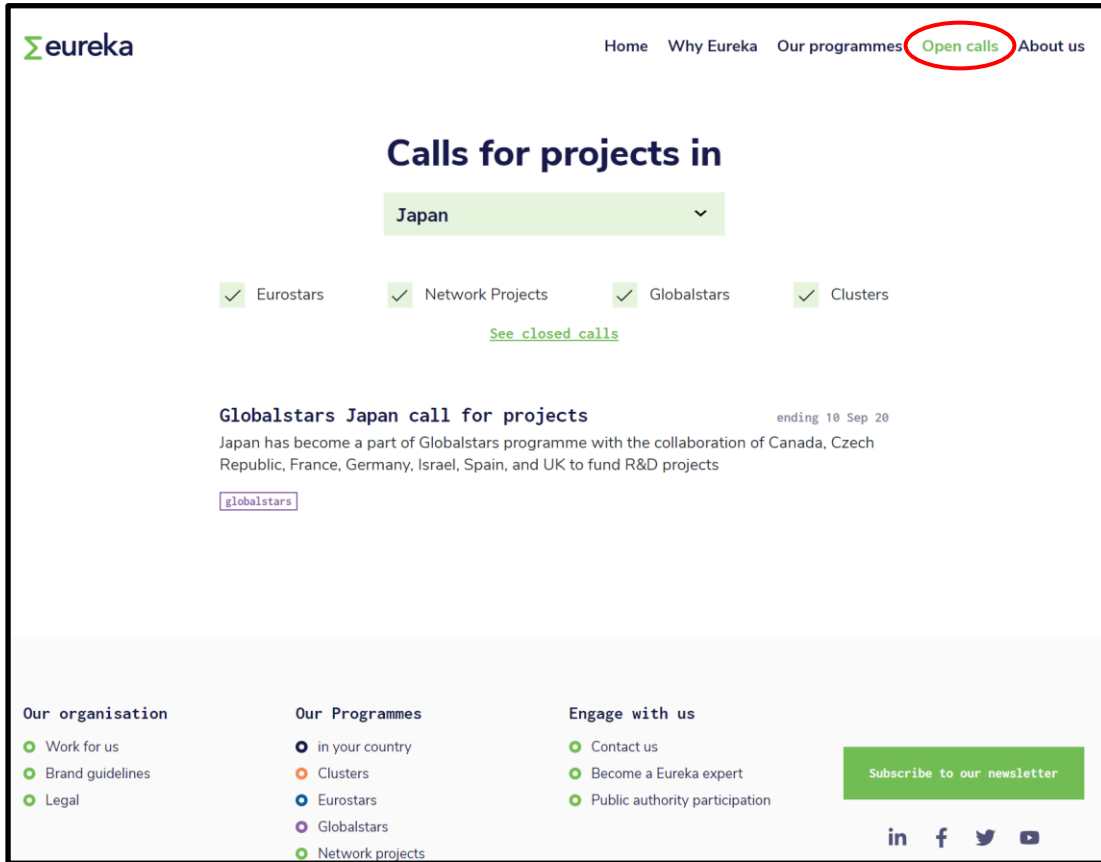
Contact details

- Project partners are strongly advised, prior to submitting the application, to contact their national/regional Authority in order to check the eligibility of their project.
- All national contact points are available on the EUREKA web page [here](#)

National eligibility

- All project partners are required to submit a related national funding application, if required, to their respective funding agencies, taking into account all relevant procedures and submission rules.
- Deadline for submission might differ between the participating funding agencies, see below for detailed information for each funding agency.

Time Schedule	
International opening of the Call	Monday 8 th June 2020
Deadline for EUREKA Application	10 th September 2020
Applicants Informed	December 2020
EUREKA Label procedure and approval	December 2020



Σeureka Home Why Eureka Our programmes **Open calls** About us

Calls for projects in

Japan

Eurostars Network Projects Globalstars Clusters

[See closed calls](#)

Globalstars Japan call for projects

ending 10 Sep 20

Japan has become a part of Globalstars programme with the collaboration of Canada, Czech Republic, France, Germany, Israel, Spain, and UK to fund R&D projects

[globalstars](#)

Our organisation

- Work for us
- Brand guidelines
- Legal

Our Programmes

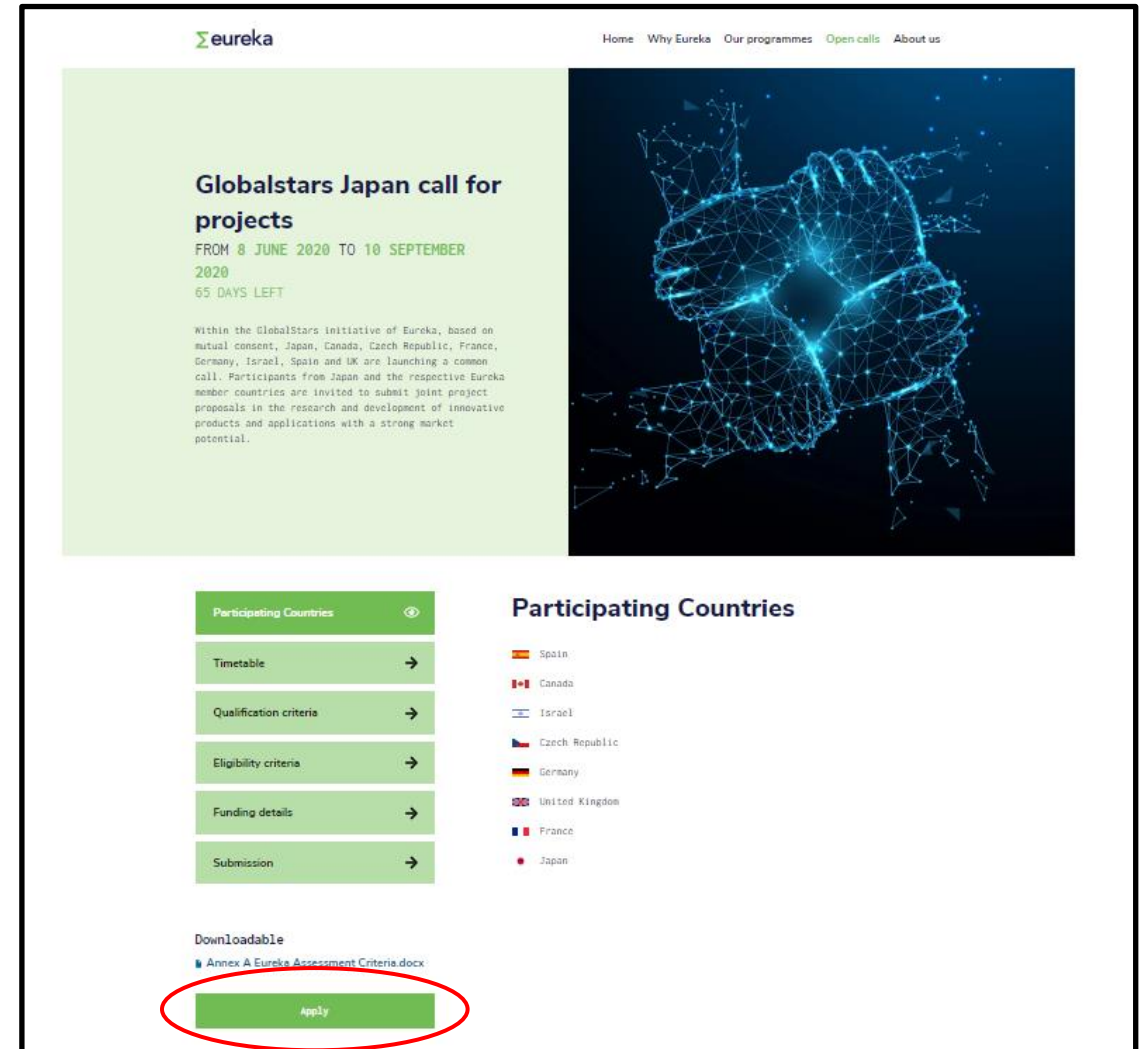
- in your country
- Clusters
- Eurostars
- Globalstars
- Network projects

Engage with us

- Contact us
- Become a Eureka expert
- Public authority participation

[Subscribe to our newsletter](#)

[in](#) [f](#) [t](#) [v](#)



Σeureka Home Why Eureka Our programmes [Open calls](#) About us

Globalstars Japan call for projects

FROM 8 JUNE 2020 TO 10 SEPTEMBER 2020

65 DAYS LEFT

Within the GlobalStars initiative of Eureka, based on mutual consent, Japan, Canada, Czech Republic, France, Germany, Israel, Spain and UK are launching a common call. Participants from Japan and the respective Eureka member countries are invited to submit joint project proposals in the research and development of innovative products and applications with a strong market potential.

Participating Countries

- Spain
- Canada
- Israel
- Czech Republic
- Germany
- United Kingdom
- France
- Japan

Downloadable

- [Annex A Eureka Assessment Criteria.docx](#)

[Apply](#)



Login

[Forgot Password?](#)

Please log in if you are already registered.
If you do not yet have an account, please register using the link provided.

[Register Here](#)

Eureka application portal

Please login to access your Eureka Network Projects, GlobalStars or INNOWWIDE application.

EUREKA application portal – Overview of dashboard

My Applications

0 In Progress	0 Submitted	0 Under Review	0 Pending Grant Agreement
0 Approved	0 Not Funded	0 Declined	0 Ineligible/Incomplete

My Activities

0 Pending	0 Submitted Activities
--------------	---------------------------

Partner Forms

1 Pending	0 Clarification Required	0 In Progress	0 Completed
--------------	-----------------------------	------------------	----------------

EUREKA application portal – Funding opportunities

Please click on Funding Opportunities to apply



Funding Opportunities

1-2 of 2 < >

Application Details

Application Type: Network Projects
Call ID: COVID19 Call1
Call Description: Multilateral call for solutions for COVID-19 Echo Period – Life without a vaccine
Call Link: <https://www.eurekanetwork.org/content/multilateral-call-solutions-covid-19-echo-period>
[Apply Now](#)

Application Type: Network Projects
Call ID: HealthyAgeing
Call Description: Multilateral call for projects on healthy ageing - UK, AT, BE, CA, ES, FR, LU, MT, TR.
Call Link: <https://www.eurekanetwork.org/Call-project-UK-Spain-France-Malta-Austria-Turkey-Belgium-Luxembourg-Canada-2020>
[Apply Now](#)

eureka

Home [PLEASE CLICK HERE TO ACCESS GUIDELINES](#)

Options ▾

New Application



 View Application pdf

Main Partner Form

Click Save before using linked record list

PITCH IMPACT - THE BUSINESS CASE EXCELLENCE - INNOVATION AND R&D QUALITY AND EFFICIENCY OF THE IMPLEMENTATION

* Project Acronym

4 words left

* Project Title

10 words left

* Start Date

* End Date

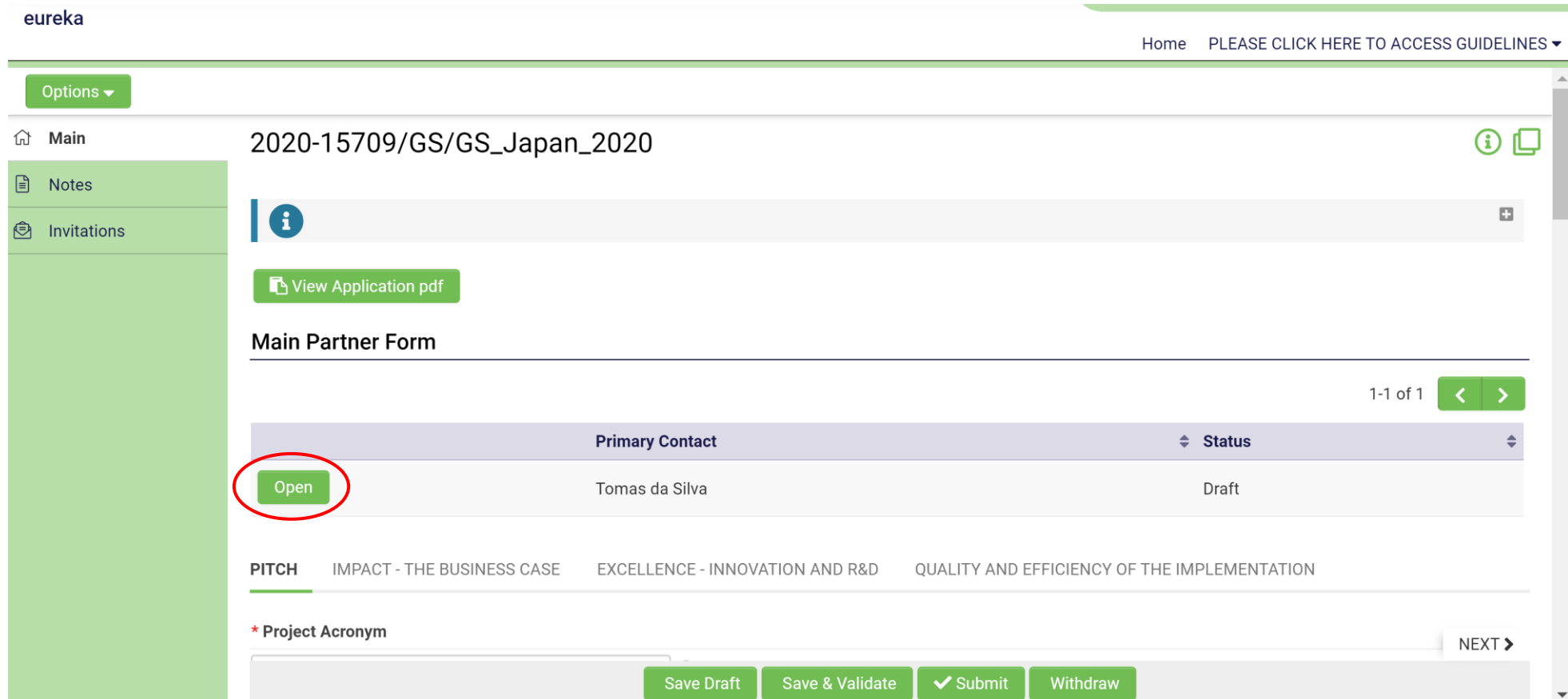
Save Draft

Save & Validate

✓ Submit

Withdraw

Main Partner Form – Click on Open



The screenshot shows the Eureka application portal interface. At the top left, the 'eureka' logo is displayed. On the right, there are links for 'Home' and 'PLEASE CLICK HERE TO ACCESS GUIDELINES'. Below the header, there is a navigation menu with 'Options', 'Main', 'Notes', and 'Invitations'. The main content area displays the application ID '2020-15709/GS/GS_Japan_2020' and a 'View Application pdf' button. The 'Main Partner Form' section contains a table with one entry for 'Tomas da Silva' with a status of 'Draft'. The 'Open' button for this entry is circled in red. Below the table, there are tabs for 'PITCH', 'IMPACT - THE BUSINESS CASE', 'EXCELLENCE - INNOVATION AND R&D', and 'QUALITY AND EFFICIENCY OF THE IMPLEMENTATION'. At the bottom, there are buttons for 'Save Draft', 'Save & Validate', 'Submit', and 'Withdraw', along with a 'NEXT' button.

eureka Home PLEASE CLICK HERE TO ACCESS GUIDELINES

Options

Main 2020-15709/GS/GS_Japan_2020 Info Copy

Notes

Invitations

View Application pdf

Main Partner Form

1-1 of 1 < >

Primary Contact	Status
Open Tomas da Silva	Draft

PITCH IMPACT - THE BUSINESS CASE EXCELLENCE - INNOVATION AND R&D QUALITY AND EFFICIENCY OF THE IMPLEMENTATION

* Project Acronym NEXT

Save Draft Save & Validate Submit Withdraw

Main Partner Form:

- Fill in all fields;
- Fill in Main partner budget;
- Save Draft (regularly);
- When dully Completed click on Submit;

PARTNER DETAILS **PARTNER FORM**

*** What are your core business activities and expertise (technological and managerial)?**

250 words left

*** In which sectors do you operate?**

250 words left

*** Explain your contribution to the project.**

250 words left

*** With reference to the work package descriptions, list each of your tasks in the project.**

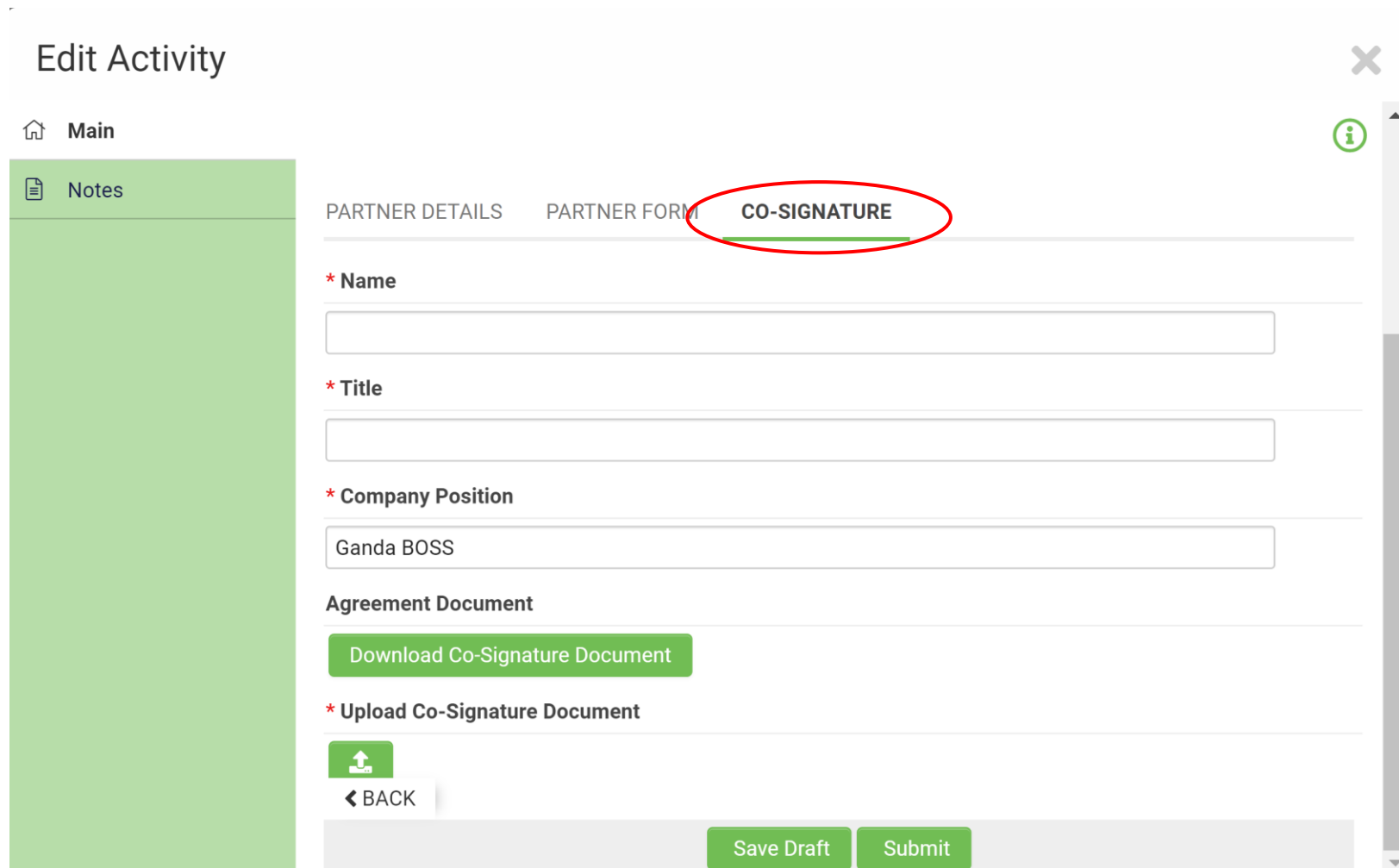
250 words left

[← BACK](#)

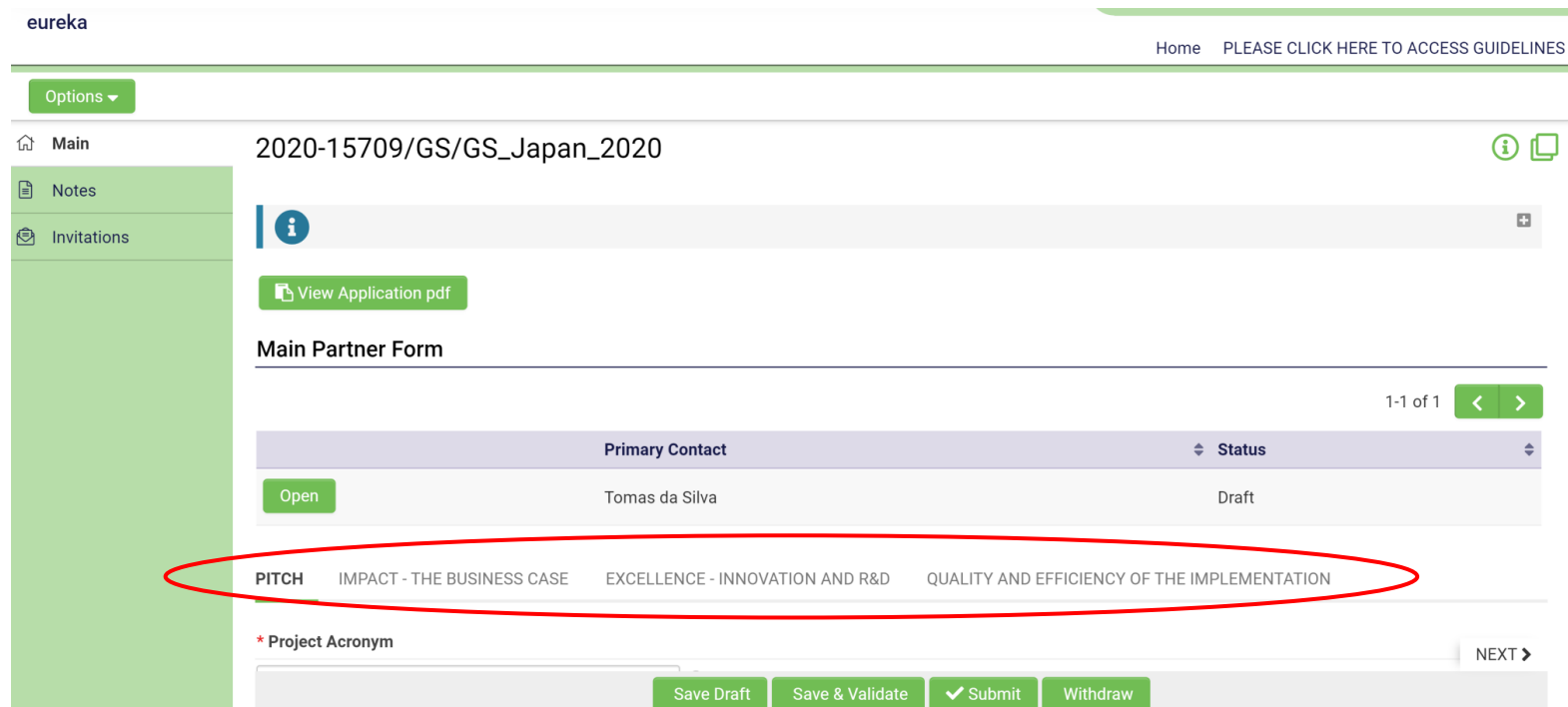
Save Draft **Submit**

Main Partner Form:

- Co-signature:
 - Fill in Fields;
 - Save draft;
 - Download document;
 - Print – Sign – Scan - Upload;
- Submit to finalise;



The screenshot shows the 'Edit Activity' page in the Eureka application portal. The page has a sidebar on the left with 'Main' and 'Notes' options. The main content area has three tabs: 'PARTNER DETAILS', 'PARTNER FORM', and 'CO-SIGNATURE', with the latter being selected and circled in red. Below the tabs, there are three required fields: '* Name', '* Title', and '* Company Position'. The 'Company Position' field contains the text 'Ganda BOSS'. Below these fields is a section for 'Agreement Document' with a green button labeled 'Download Co-Signature Document'. Underneath is a section for '* Upload Co-Signature Document' with an upload icon. At the bottom left, there is a '< BACK' button. At the bottom right, there are two green buttons: 'Save Draft' and 'Submit'.



eureka

Home PLEASE CLICK HERE TO ACCESS GUIDELINES

Options

Main 2020-15709/GS/GS_Japan_2020

Notes

Invitations

View Application pdf

Main Partner Form

1-1 of 1

Primary Contact	Status
Open	Draft
Tomas da Silva	Draft

PITCH IMPACT - THE BUSINESS CASE EXCELLENCE - INNOVATION AND R&D QUALITY AND EFFICIENCY OF THE IMPLEMENTATION

* Project Acronym

Save Draft Save & Validate Submit Withdraw

PITCH:

- This chapter paints a picture of the project in less than one page. It gathers the general information of the project, including a set of questions (what, why and how) as well as the main information about the partners (country, contact data).

IMPACT – THE BUSINESS CASE:


- Information about the main output of the project and how it (and other results) will be commercialized, taking competitors into consideration.

EXCELLENCE – INNOVATION AND R&D:

- Information about the technological developments to be undertaken in the project in comparison with existing technologies.

QUALITY AND EFFICIENCY OF THE IMPLEMENTATION:

- Information about the management of the project and the added value of international cooperation.



eureka

Options ▾

Main 2020-1404 Network Projects

Notes 4

Invitations

View Application pdf

PITCH IMPACT - THE BUSINESS CASE EXCELLENCE - INNOVATION AND R&D

2020-15016/NP/COVID19 Call1

Prefix	First Name	Last Name	Email	Role	Status	
<input type="text" value="Ms."/>	<input type="text" value="AAA"/>	<input type="text" value="BBB"/>	<input type="text" value="...@asss"/>	Application Partn ▾	Draft	<input type="button" value="X"/>
<input type="text" value="Mr."/>	<input type="text" value="BBB"/>	<input type="text" value="CCC"/>	<input type="text" value="...@asda"/>	Application Partn ▾	Draft	<input type="button" value="X"/>
<input type="text" value="Ms."/>	<input type="text" value="CCC"/>	<input type="text" value="DDD"/>	<input type="text" value="...@ksj"/>	Application Partn ▾	Draft	<input type="button" value="X"/>

EUREKA application portal – INVITED PARTNER - How to complete your part of the application (Partner Form)

Dear H H,

You have been invited to be a partner of application (2020-15016/NP/COVID19 Call1).

[Accept](#) [Decline](#)

Invitation Accepted

You have accepted the invitation

Thank you for accepting the invitation. Please login here.

Partner Forms

1 Pending	0 Clarification Required	0 In Progress	0 Completed
---------------------	------------------------------------	-------------------------	-----------------------

Pending

Search: 1-1 of 1 [<](#) [>](#)

#	Application ID	Activity Type	Primary Contact	Organization	Project Acronym	Status	Created Date	
1	2020-15016/NP/COVID19 Call1	Partner Forms	Isabel de V	1980	AAA	Draft	18/04/2020 15:31	Open

EUREKA application portal – INVITED PARTNER - How to complete your part of the application (Partner Form)

2020-15016/NP/COVID19 Call1 (Partner Forms)

CONTACT DETAILS PARTNER FORM

* What are your core business activities and expertise (technological and managerial)?

250 words left

* In which sectors do you operate?

250 words left

* Explain your contribution to the project.

250 words left

* With reference to the work package descriptions, list each of your tasks in the project.

250 words left

* Will you subcontract any work?

Please Select


← BACK person hours and full cost associated with your participation in this project


* Enter the person hours and full cost associated with your participation in this project

Budget Details

Work Package Name	Person months	Personnel costs (€)	Overheads (€)	Travel (€)	Material
-------------------	---------------	---------------------	---------------	------------	----------

← BACK



 Please press the "+" button to add more rows. Please enter both your own and your partners workpackages.

Work Packages

Work package Name	Person Month	Personnel costs (€)	Overheads (€)	Travel (€)	Materials (€)
-------------------	--------------	---------------------	---------------	------------	---------------

EUREKA application portal – Inviting partners to your application – reviewing / approving partners form

My Activities

1
Pending

0
Submitted Activities

Pending

Search: 1-1 of 1

#	Application ID	Activity Type	Status	Created Date	Deadline Date	
1	2020-15016/NP/COVID19 Call1	Partner Forms	Submitted to Main	18/04/2020 15:31		Open

2020-15016/NP/COVID19 Call1 (Partner Forms)

[View PDF of Application](#)

[PDF of Partner Form](#)

CONTACT DETAILS PARTNER FORM REVISIONS

Partner Name:


Country: Belgium

[Save Draft](#) [Send For Clarifications](#) [Approve](#)

EUREKA application portal – INVITED PARTNER

How to create – sign – submit your co-signature and complete your part of the application (Partner Form)

CONTACT DETAILS PARTNER FORM **CO-SIGNATURE**

 Please click "Save Draft" before downloading your Agreement.
Please then Sign It and Upload it to the field provided

Name


Title

*** Company Position**


Agreement Document

[Download Co-Signature Document](#)


Stamp Partner PDF



File Name ▲

 Application_Preview.pdf

*** Upload Co-Signature Document**



[← BACK](#)

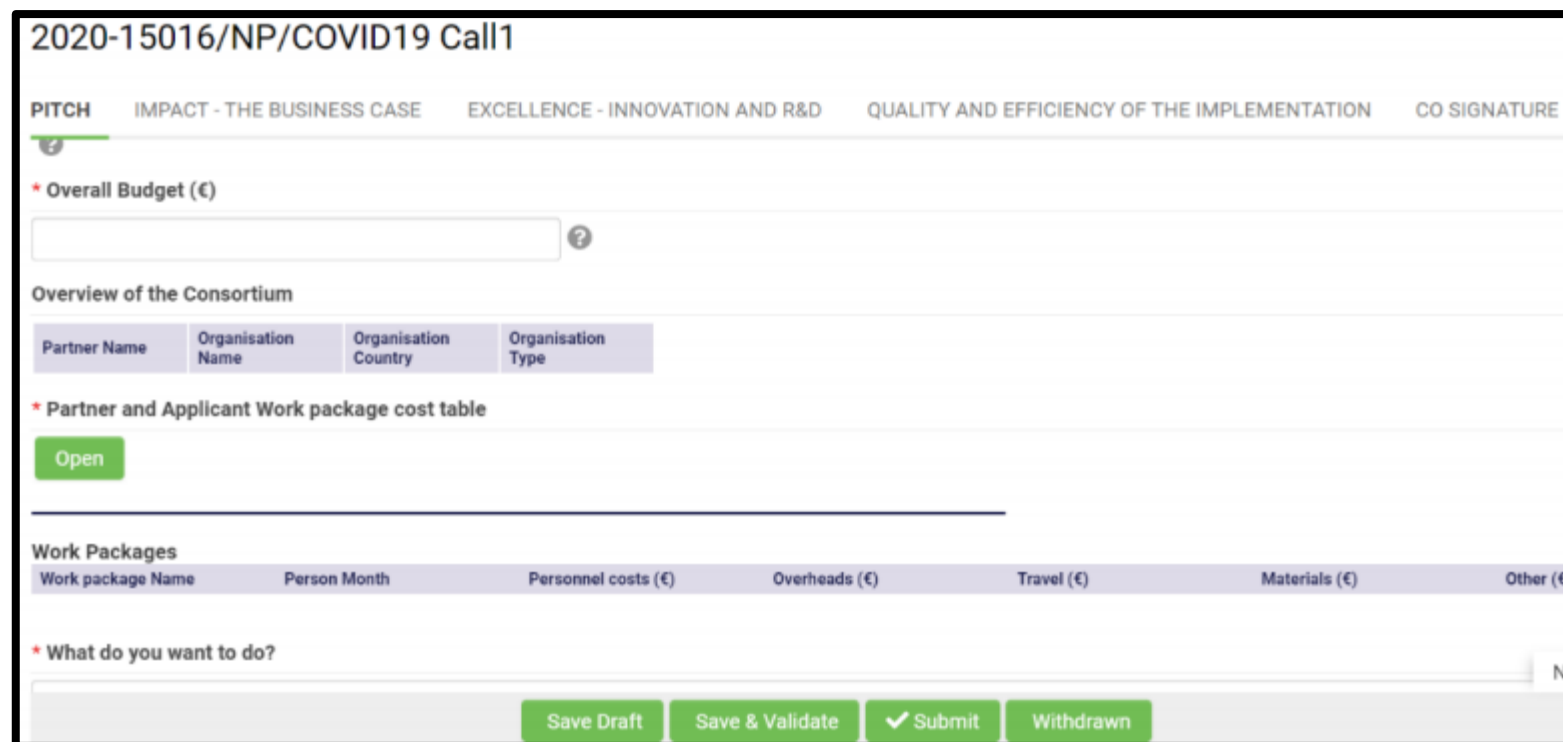
[Save Draft](#) [Complete](#) [Delete](#)

EUREKA application portal – (MAIN PARTNER) How to submit your application

Check points:

- Check that your application meets ALL eligibility criteria of the funding opportunity.
- Overall Application's Work Packages table to be completed by the Lead Applicant in the 'Pitch' section

All partners, including the Lead applicant, must fill out their work package cost table (see section 'Quality and efficiency of the implementation'). Then in the Pitch section, the Lead applicant needs to enter the overall overview of each work package = adding up all figures which each partner has entered including the lead applicant per work package



2020-15016/NP/COVID19 Call1

PITCH IMPACT - THE BUSINESS CASE EXCELLENCE - INNOVATION AND R&D QUALITY AND EFFICIENCY OF THE IMPLEMENTATION CO SIGNATURE

* Overall Budget (€)

Overview of the Consortium

Partner Name	Organisation Name	Organisation Country	Organisation Type
--------------	-------------------	----------------------	-------------------

* Partner and Applicant Work package cost table

Open

Work Packages

Work package Name	Person Month	Personnel costs (€)	Overheads (€)	Travel (€)	Materials (€)	Other (€)
-------------------	--------------	---------------------	---------------	------------	---------------	-----------

* What do you want to do?

Save Draft Save & Validate Submit Withdrawn

EUREKA Project Application Site – Submitting your final application

Files to be uploaded:

- GANTT (mandatory for the lead applicant- implementation section)
- Other documents (technical documents, draft Consortium Agreements, multimedia files) can be uploaded as annexes at the end of Pitch section, when required.

Please **always read the relevant call text carefully** as additional annexes may be required there.

- Co-signature document (mandatory for ALL participants, including the lead):
 - The Lead organisation to check whether he/she has received the email for each partner stating that they have **‘completed and co-signature uploaded’** .
- **Click ‘Save & Validate’** before submitting your application in order to automatically check whether all required information is filled out.
- An error message will appear when additional actions are required. Click on the error message which will redirect you to the field that contains the error (e.g. when a text field has too many characters, text needs to be shortened)
- If no error message appears, click on ‘submit’ (Please note that after submission, you will no longer be able to make changes in your application).